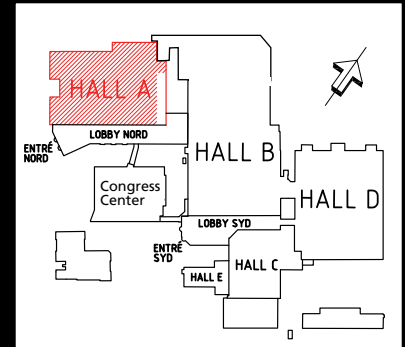
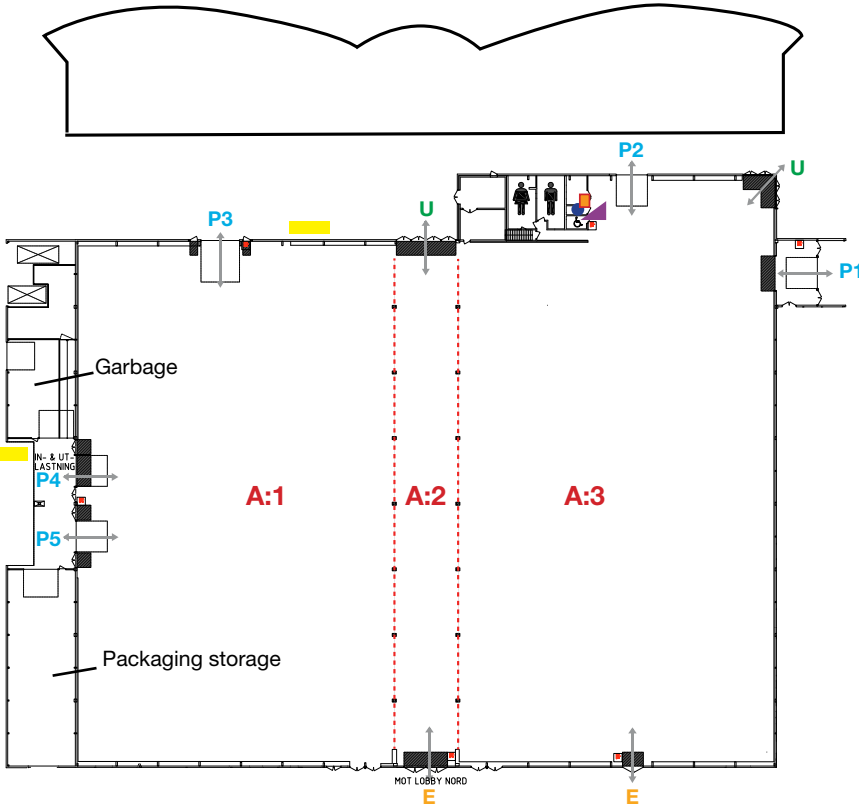



Hall A

Hall A is our newest hall and consists of two sections with curved roof trusses. The two sections are joined together with a connecting colonnade. The hall is directly connected to the outdoor area and to Lobby Nord. From Lobby Nord you reach the Congress Center and other exhibition halls.



-  Fire hydrant
-  Waste and Recycling Center
-  Water
-  Electricity 220 V
-  Nursery room

E Visitor entrance **P** Vehicle entry doors **U** Exit outdoor

Section	A:1	A:2	A:3
Floor space (ca) m ²	3370	670	3570
Overhead ceiling clearance, m	4,3-12,0	5,8	4,3-12,0
Floor loading, kg/m ²	10 000	10 000	10 000
Vehicle entry doors 1 m, h x b			4,5 x 4,5
Vehicle entry doors 2 m, h x b			4,5 x 4,5
Vehicle entry doors 3 m, h x b	6,0 x 5,5		
Vehicle entry doors 4 m, h x b	4,5 x 4,5		
Vehicle entry doors 5 m, h x b	4,5 x 4,5		
Comfort cooling	yes	yes	yes
Basic lightning	yes	yes	yes
Daylight	yes	yes	yes

Main Services (can be rented from Exhibitors Services)	Yes	No	Comments
Electricity 220 V 10 A	x		
Electricity 400 V 16-125 A	x		
Electricity 400 V 150-400 A	x		
Water	x		1/2" connection, pressure up to 5 kg/sq. cm
Waste water	x		pumped from stand up to ceiling
Compressed air	x		up to 6 kg/sq. cm
Wire suspension from ceiling	x		
WiFi	x		
High Speed Internet	x		